



**3 GHz SMA FAILSAFE TRANSFER SWITCH**

OPTIONS: INDICATOR / TTL DRIVE

**R F CHARACTERISTICS**

FREQUENCY RANGE : 0 - 3 GHz  
IMPEDANCE : 50 Ohms

FREQUENCY (GHz)	0 - 3
V.S.W.R <=	1.20
INSERT. LOSS <=	0.20 dB
ISOLATION >=	80 dB
AVER. POWER (*)	240 W

**ELECTRICAL CHARACTERISTICS**

ACTUATOR : FAILSAFE  
NOMINAL CURRENT AT 25°C (±10%) : 140 mA  
ACTUATOR VOLTAGE (Vcc) : 28V (24 to 30V)  
TERMINALS : solder pins (250 Deg.C max./30 sec)  
INDICATOR RATING : 1 W / 30 V / 100 mA  
TTL INPUTS (E) - High level : 2.2 to 5.5V / 800µA at 5V  
- Low level : 0 to 0.8V / 20µA at 0.8V

**MECHANICAL CHARACTERISTICS**

CONNECTORS : SMA female per MIL C 39012  
LIFE : 2.500.000 cycles  
SWITCHING TIME (nominal voltage;25°C) : < 15 ms  
CONSTRUCTION : splashproof  
WEIGHT : < 85 g

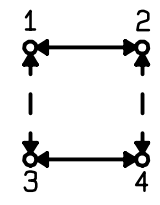
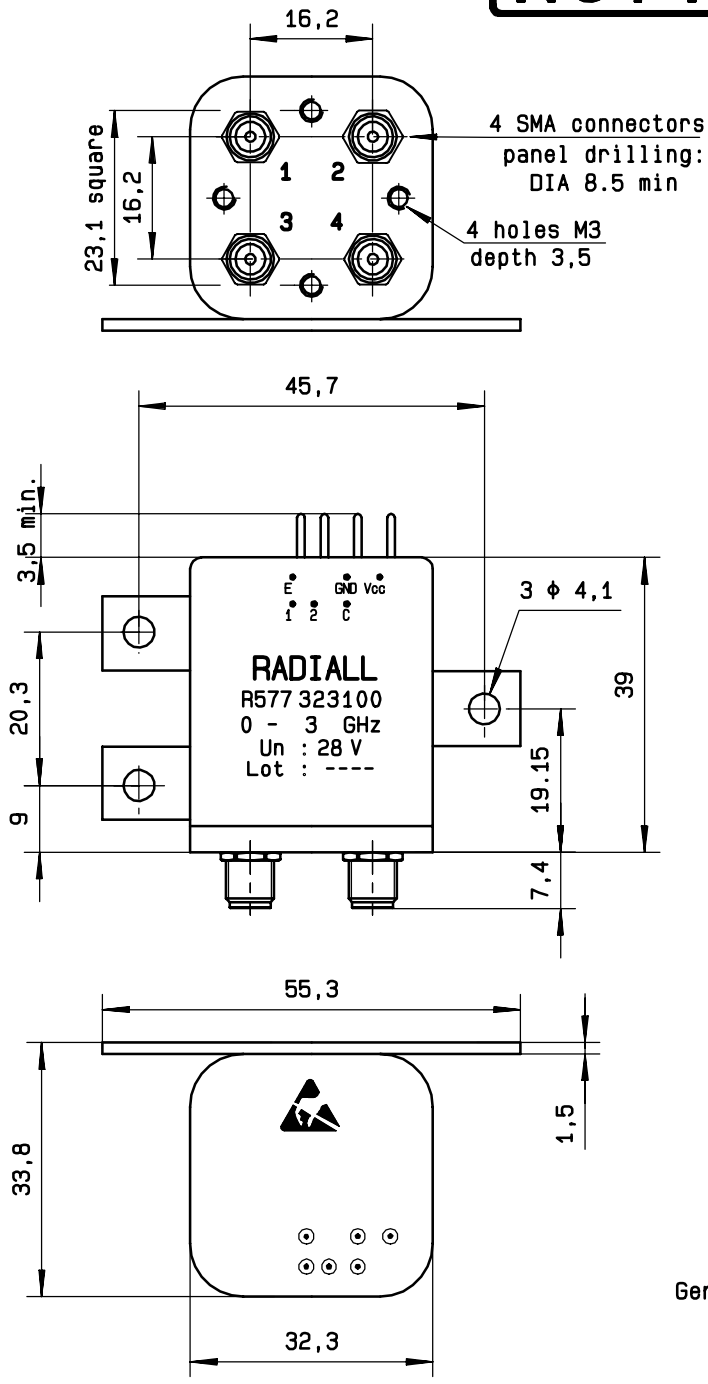
**ENVIRONMENTAL CHARACTERISTICS**

OPERATING TEMPERATURE RANGE (°C) : -40 , +85  
STORAGE TEMPERATURE RANGE (°C) : -55 , +85

(\* : average power at 25°C)

This information is given as an indication. In the continual goal to improve our products, we reserve the right to make any modifications judged necessary

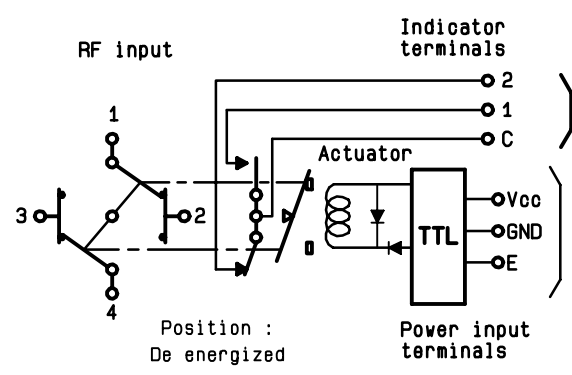
**DRAWING**



General tolerance: ± 0,5 mm

**SCHEMATIC DIAGRAM**

TTL input	RF continuity	Indicator
E=1	1 ↔ 3    2 ↔ 4	C . 1
E=0	1 ↔ 2    3 ↔ 4	C . 2



4113-9212 This information is given as an indication. In the continual goal to improve our products, we reserve the right to make any modifications judged necessary